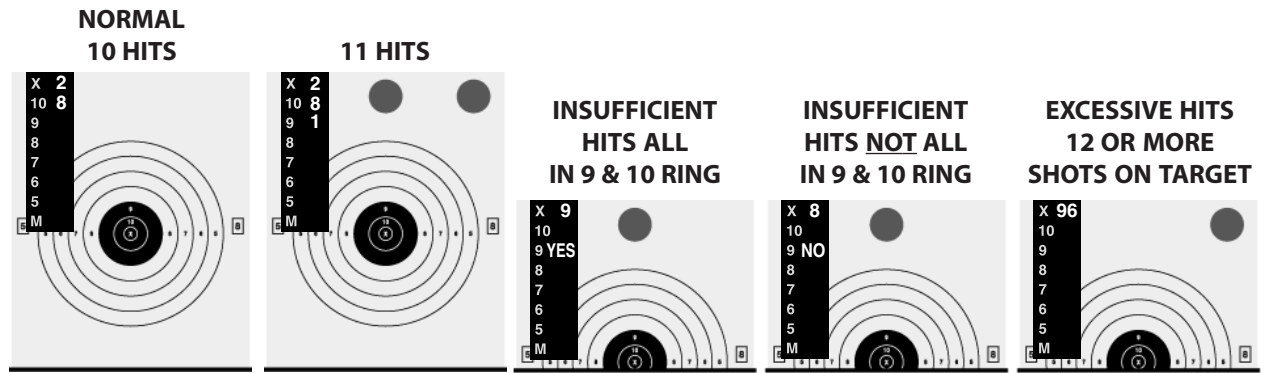


Highpower Rifle Rapid Fire Scoring Guide



TARGET IS:	FULLY EXPOSED	FULLY EXPOSED	AT HALF MAST	AT HALF MAST	AT HALF MAST
SCORING DISK IS:	Not Showing.	Showing in Top Center & Top Right.	Top Center ("Miss" Position).	Top Center ("Miss" Position).	Upper Right ("7" Position).
SCORE BOARD READS:	10 Hits are Scored.	All 11 Hits are Scored on Board.	Total Hits on top and "YES" in the 9 position.	Total Hits on top and "NO" in the 9 position.	Score of the "Low 10 Hits."
SPOTTERS ARE IN TARGET?	Yes. 10 Spotters are Shown.	Yes. All 11 Spotters are Inserted.	No.* Spotters are NOT Inserted.	No.* Spotters are NOT Inserted.	No.* Spotters are NOT Inserted.
IT MEANS:	Normal String.	Shooter has 11 Hits.	Less than 10 Hits. All are in the 9 and 10 Ring.	Less than 10 Hits. All are NOT in the 9 and 10 Ring.	Shooter has 12 or more Hits.
SHOOTER'S OPTIONS ARE:	Accept Score or Challenge.	Scorekeeper Records <u>HIGH TEN</u> .	1. Accept. 2. Challenge. 3. Refire.**	1. Accept. 2. Challenge. (No refire allowed.)	1. Accept Low Ten. 2. Refire.
TARGET PULLER:	Count 10 holes before inserting Spotters.	Disregard if different Caliber. Call Official.	Check for crossfire two Targets to the left and right. Call Official.	Check for crossfire two Targets to the left and right. Call Official.	Disregard if different Caliber. Call Official.
RULE:	14.1 thru 14.9	14.10(c)(3) and 14.13(3).	14.11 and 14.13(1).	14.11.2 and 14.13(1).	14.10(c)(4) and 14.13(2).

* **DO NOT** put spotters into target until told to do so by the Pit Officer.

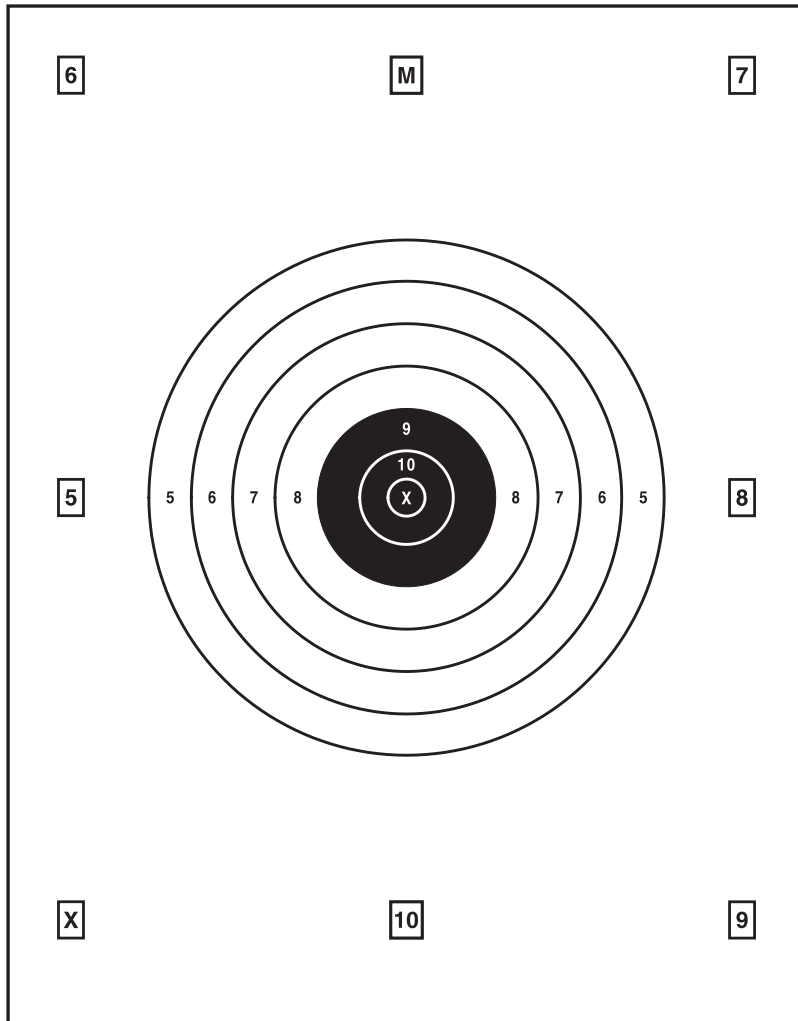
** Refire allowed only if there are exactly 9 hits. Shooter may refire without challenging.

NOTE: This is only a guide. In the event of a conflict with NRA Highpower Rifle rules, refer to that publication. Send corrections to bnb223@optonline.net.

HIGHPOWER RIFLE SCORING SYSTEM

for Slow Fire

SR, MR and LR Targets

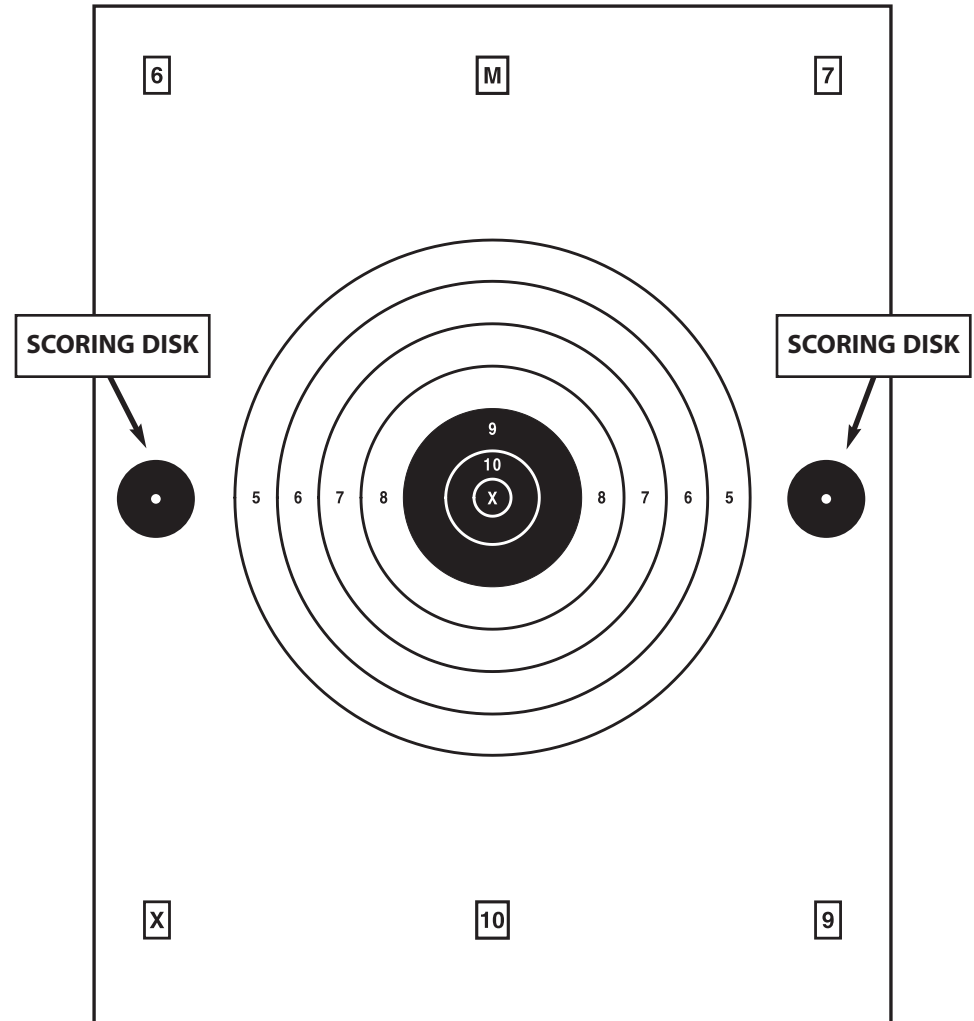


Appropriate number will be covered by an orange scoring disk to show shot value.

NOTE:
USE APPROPRIATE WHITE OR BLACK SPOTTER
TO MARK SHOT LOCATION.

SLOW FIRE

Withdrawn Target - Rule 9.44(a), or
Inadvertently Pulled Target - Rule 14.4



1. NOTIFY PIT OFFICIAL.
2. PASTE SHOT HOLE (IF ANY).
3. PLACE SCORING DISKS IN THE 3 O'CLOCK AND 9 O'CLOCK POSITIONS.
4. RUN TARGET FULLY UP.